

Tp Cerdd - Music Centre Wales

Choral, Orchestral and Music Theatre Society Expenditure

<i>Period</i>	<i>Choral/Orch Socs</i>		<i>Music Theatre Socs</i>		<i>COS & MTS</i>	
	<i>total exp</i>	<i>music exp</i>	<i>total exp</i>	<i>music exp</i>	<i>Total Mus Exp</i>	
	£	£	£	£	£	£
Jan-Apr 2010 (est)	165,884	<u>117,933</u>		385,781	<u>108,743</u>	
			117,933		108,743	128,776
Sep-Dec 2009	135,230	117,924		341,478	116,591	
May-Aug 2009 (actual)	120,892	91,419		195,709	64,576	
Jan-Apr 2009	149,143	<u>104,110</u>		352,114	<u>112,823</u>	
			313,453		293,990	607,443
Sep-Dec 2008	155,380	107,316		154,965	60,163	
May-Aug 2008	96,922	76,270		154,270	51,663	
Jan-Apr 2008	127,302	<u>103,771</u>		318,172	<u>97,908</u>	
			287,357		111,826	399,183
Sep-Dec 2007	132,913	105,926		210,296	68,321	
May-Aug 2007	88,943	75,188		228,669	77,709	
Jan-Apr 2007	<u>110,565</u>	<u>91,437</u>		<u>313,403</u>	<u>108,113</u>	
			<u>272,551</u>		<u>254,143</u>	<u>526,694</u>
Total Expenditure	1,283,174			2,654,857		
Total Music Expenditure			991,294		768,702	1,662,096

Total Expenditure including music) amounted to (£1,273,233 + £2,540,252 =) £3,813,485

(Music expenditure includes payment for professional musicians, etc to raise standards of performance)

Tp Cerdd - Music Centre Wales

Choral, Orchestral and Music Theatre Society Expenditure

<i>Period</i>	<i>Choral/Orch Socs</i>		<i>Music Theatre Socs</i>			<i>COS & MTS</i>	
	<i>total exp</i>	<i>music exp</i>	<i>total exp</i>	<i>music exp</i>	<i>total exp</i>	<i>Total Mus Exp</i>	
	£	£	£	£	£	£	£
Jan-Apr 2010	147,061	<u>113,735</u>		373,194	<u>109,429</u>		
			113,735			109,429	128,776
Sep-Dec 2009	144,112	104,302		239,460	82,035		
May-Aug 2009	120,892	91,419		195,709	64,576		
Jan-Apr 2009	149,143	<u>104,110</u>		352,114	<u>112,823</u>		
			299,831			259,434	607,443
Sep-Dec 2008	155,380	107,316		154,965	60,163		
May-Aug 2008	96,922	76,270		154,270	51,663		
Jan-Apr 2008	127,302	<u>103,771</u>		318,172	<u>97,908</u>		
			287,357			111,826	399,183
Sep-Dec 2007	132,913	105,926		210,296	68,321		
May-Aug 2007	88,943	75,188		228,669	77,709		
Jan-Apr 2007	<u>110,565</u>	<u>91,437</u>		<u>313,403</u>	<u>108,113</u>		
			<u>272,551</u>			<u>254,143</u>	<u>526,694</u>
Total Expenditure	1,273,233			2,540,252			
Total Music Expenditure			973,474			734,832	1,662,096

Total Expenditure (including music) amounted to (£1,273,233 + £2,540,252 =) £3,813,485

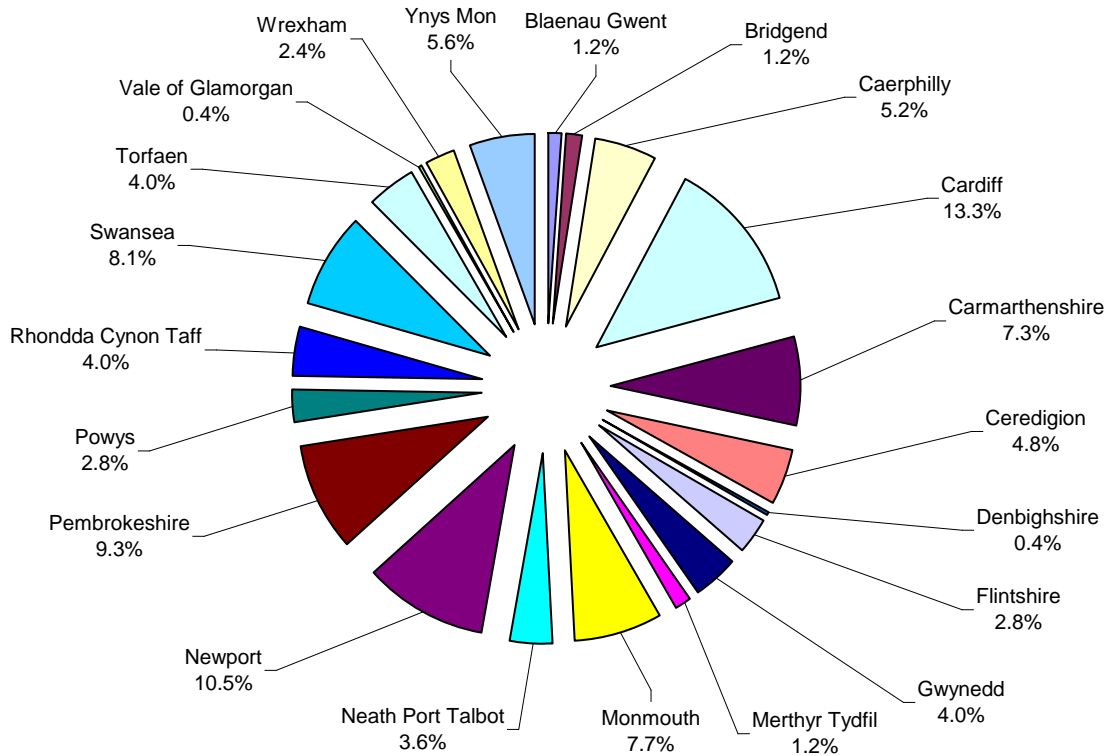
(Music expenditure includes payment for professional musicians, etc to raise standards of performance)

**Ty Cerdd – Music Centre
Wales
Annual Survey
Welsh community-based music
ensembles:
age range of participants 2010**

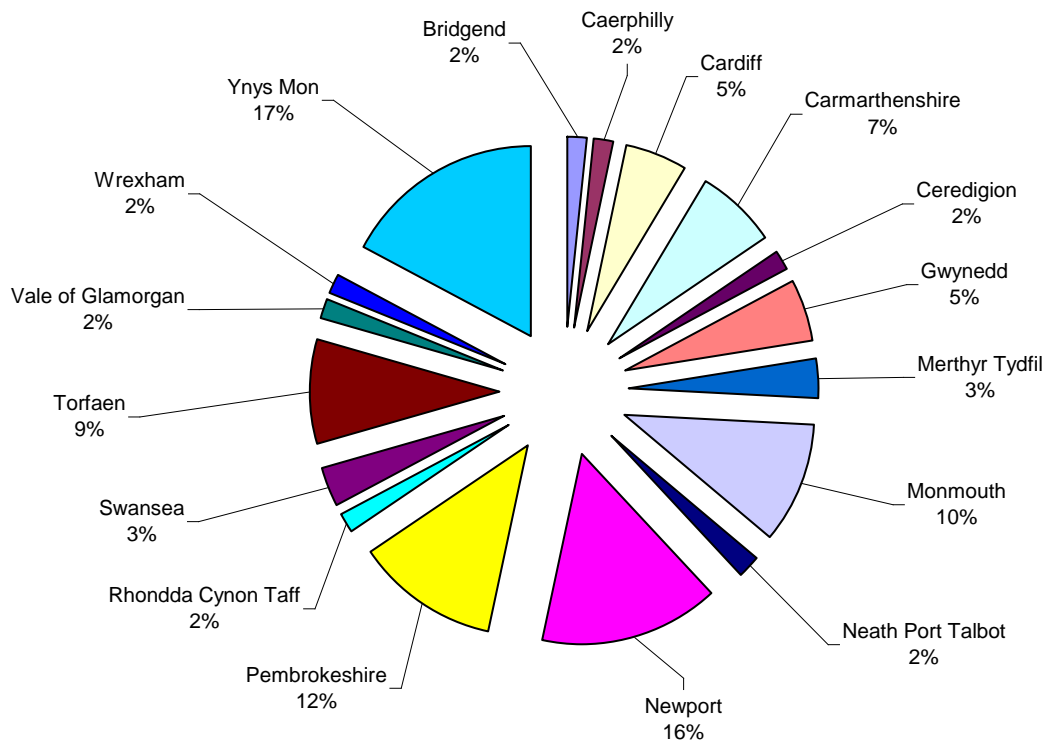
<i>Societies</i>	<i>Under 30s</i>	<i>30-45</i>	<i>45-60</i>	<i>60-75</i>	<i>Over 75s</i>	<i>Total</i>
Brass Bands (76)	1645/55%	569/19%	463/16%	243/8%	47/2%	2967
Wind Bands (11)	223/53%	69/17%	88/21%	34/8%	6/1%	420
Orchestras (16)	438/51%	169/19%	168/19%	83/10%	7/1%	865
Other groups (5)	417/80%	34/7%	41/8%	27/5%	1/0%	520
Childrens Choirs (5)	96/100%	0/0%	0/0%	0/0%	0/0%	96
Ladies Choirs (39)	55/4%	162/12%	403/30%	607/46%	104/8%	1331
Male Choirs (111)	127/2%	423/8%	1373/25%	2741/50%	852/15%	5525
SATB Choirs (122)	1293/19%	1011/14%	1905/27%	2284/33%	484/7%	6977
Music Theatre (66)	1669/52%	578/18%	521/16%	400/13%	40/1%	3208
Total (450)	5963/27%	3024/14%	4962/23%	6419/29%	1541/7%	21909
Folk Music (4 national)	N/I	N/I	N/I	N/I	N/I	1250
<i>2005 comparison (378)</i>	<i>4214/23%</i>	<i>2963/16%</i>	<i>4611/25%</i>	<i>6611/36%*</i>		<i>18399</i>

- *in 2005, no separate category was made for those over 75 years.*
 - *In choral (SATB) and music theatre societies, women outnumber men by approx. 2:1, but this is roughly balanced by the numbers of men involved in male choirs and women in ladies choirs.*
- (The totals are approx. 8,920 male and 8,120 female participants)*

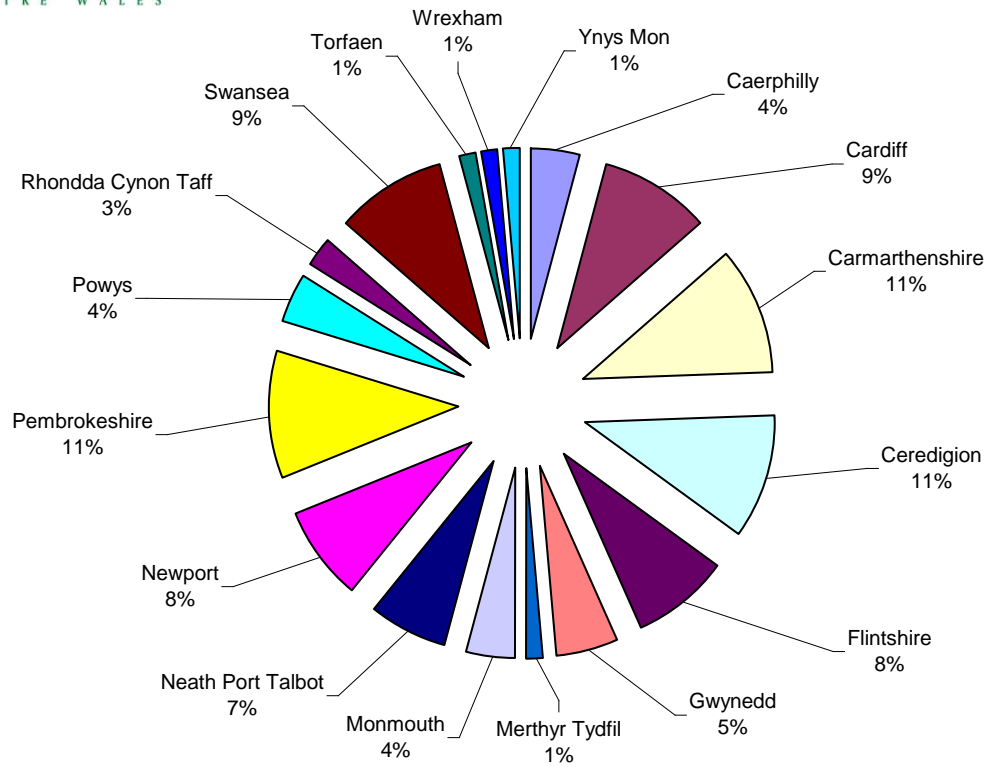
**NYAW (Ty Cerdd)
2009 Members
Analysis by Local Education Authority (%)**



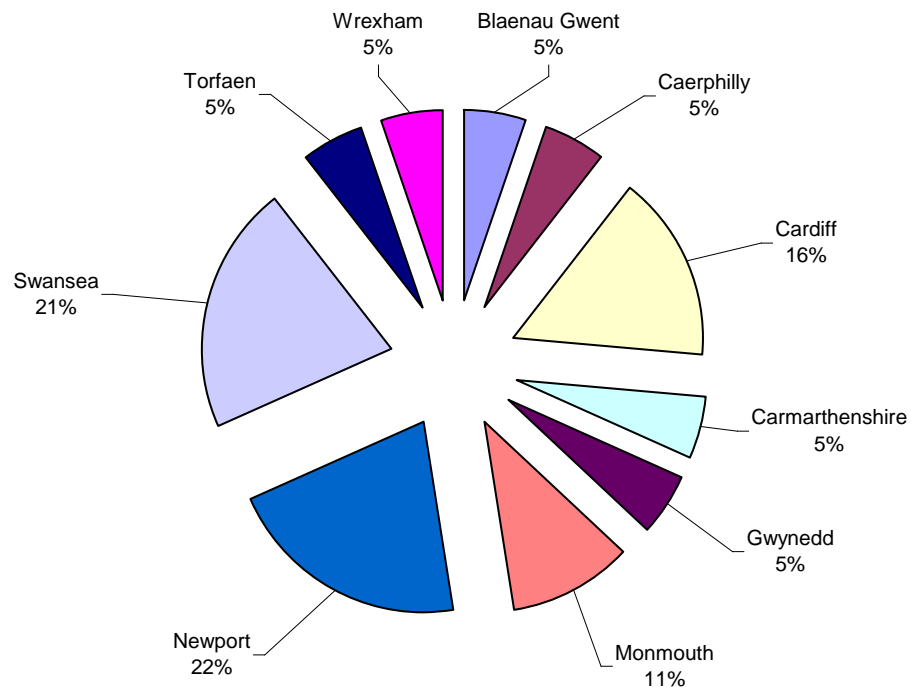
**National Youth Brass Band of Wales
2009 Members
Analysis by Local Education Authority (%)**



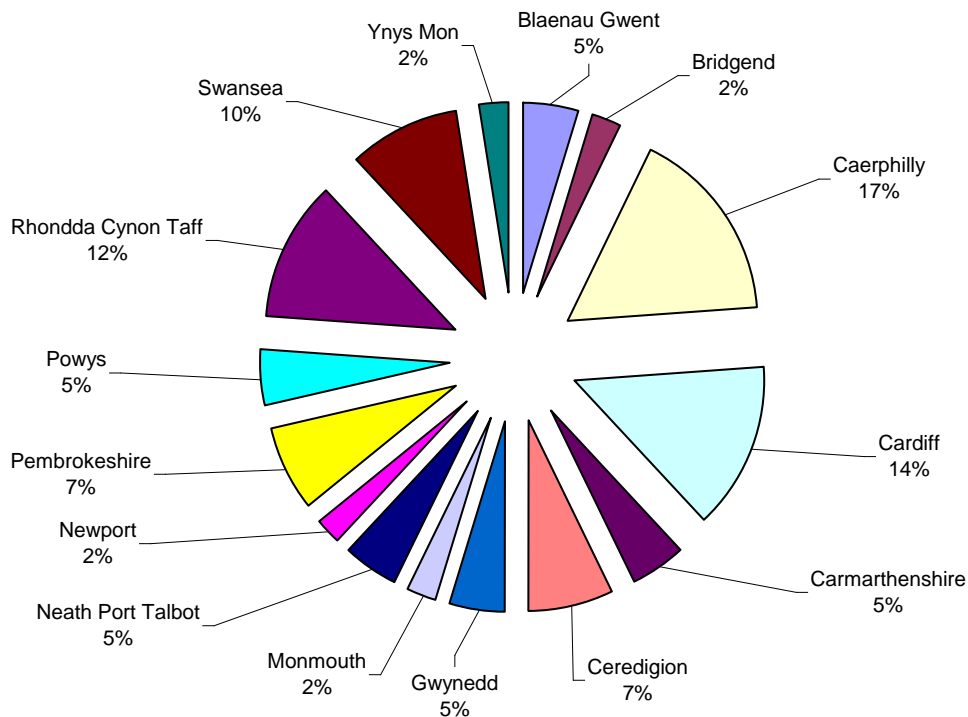
**National Youth Choir of Wales
2009 Members
Analysis by Local Education Authority (%)**



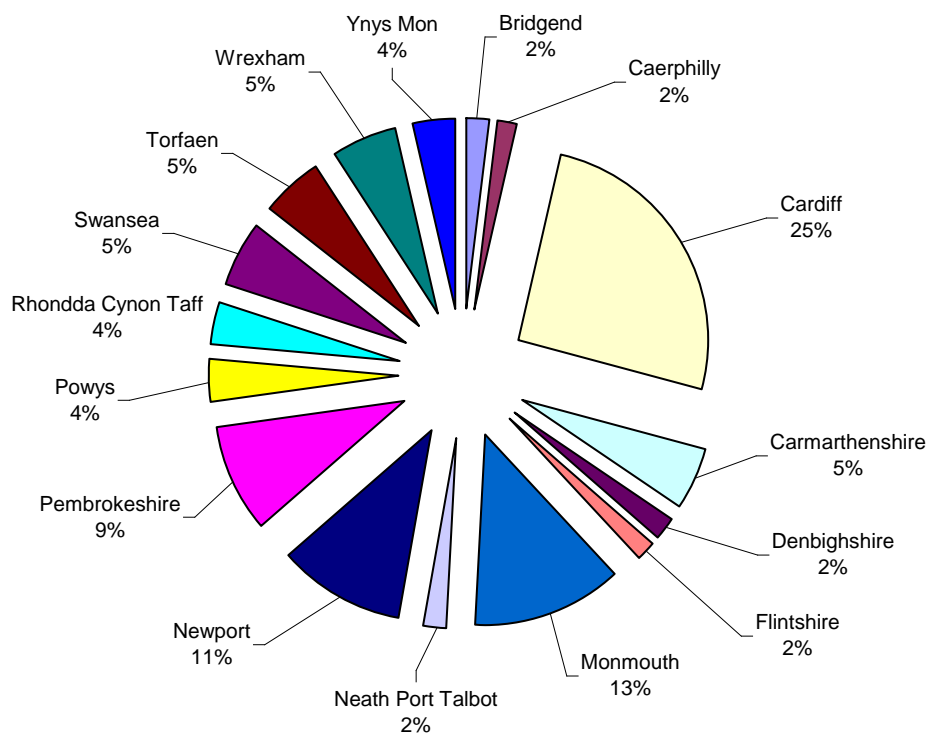
**National Youth Jazz Wales
2009 Members
Analysis by Local Education Authority (%)**



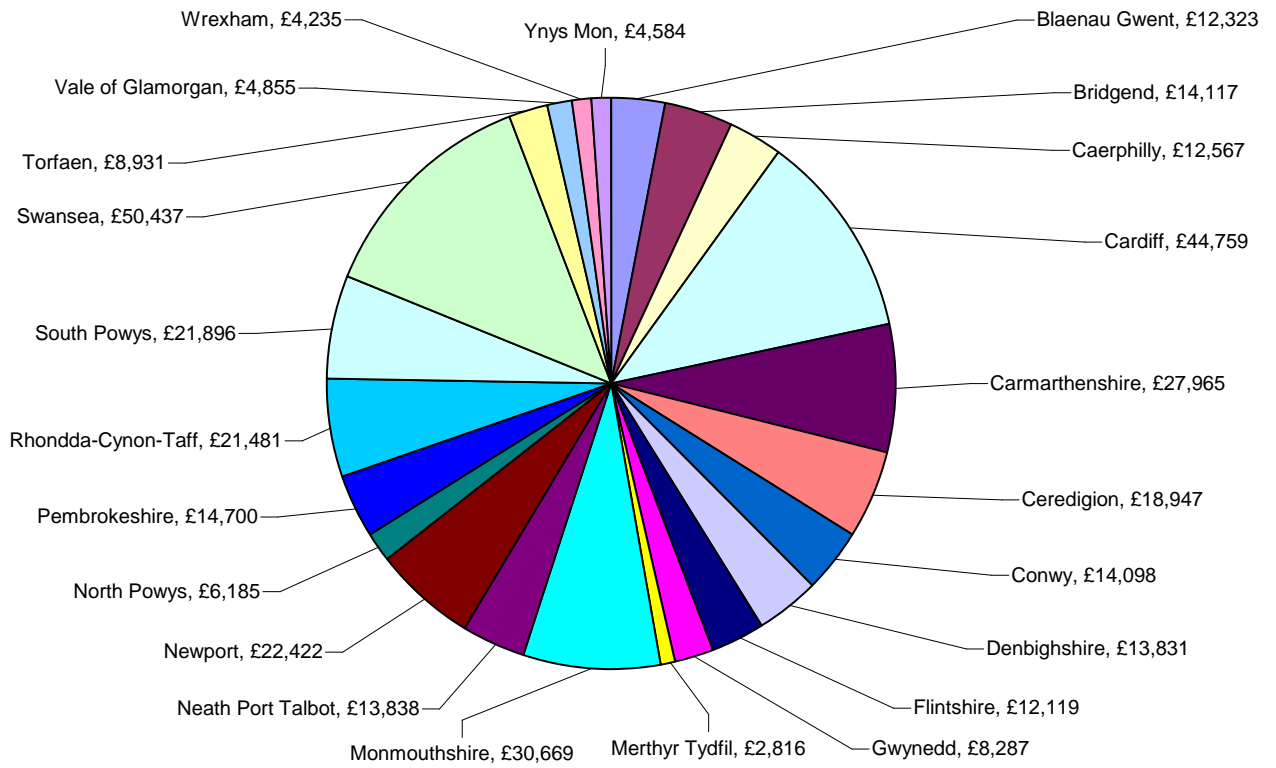
**National Youth Training Choir of Wales
2009 Members
Analysis by Local Education Authority (%)**



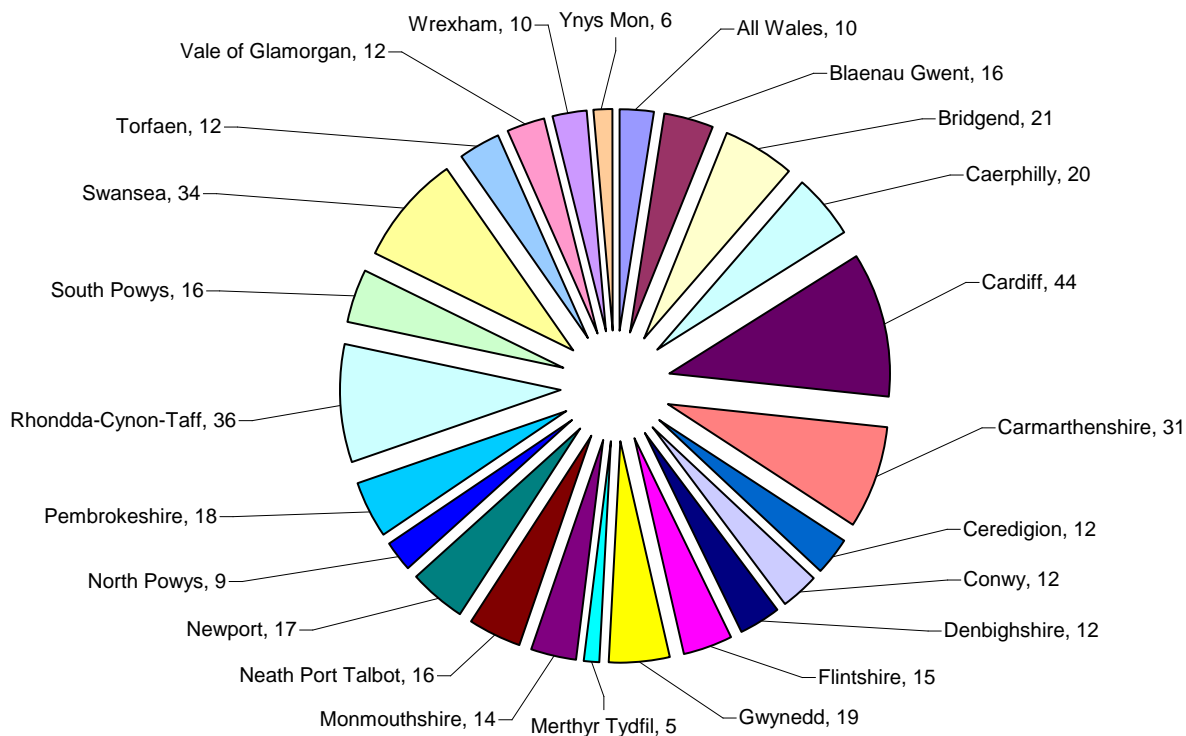
**National Youth Wind Orchestra of Wales
2009 Members
Analysis by Local Education Authority (%)**



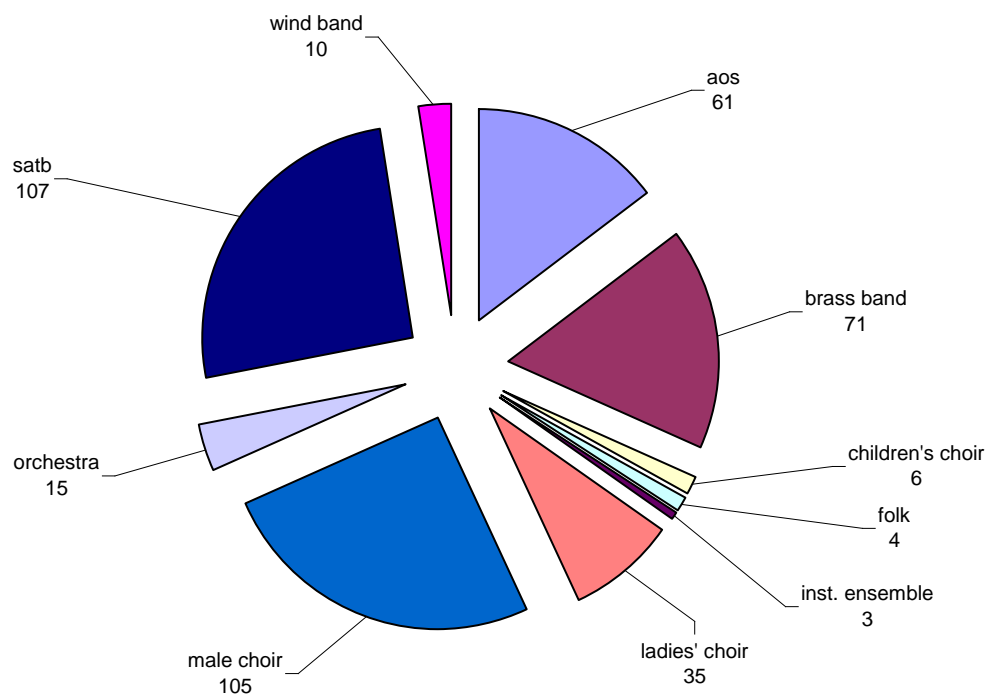
**Support for Activity:
2005-2008**



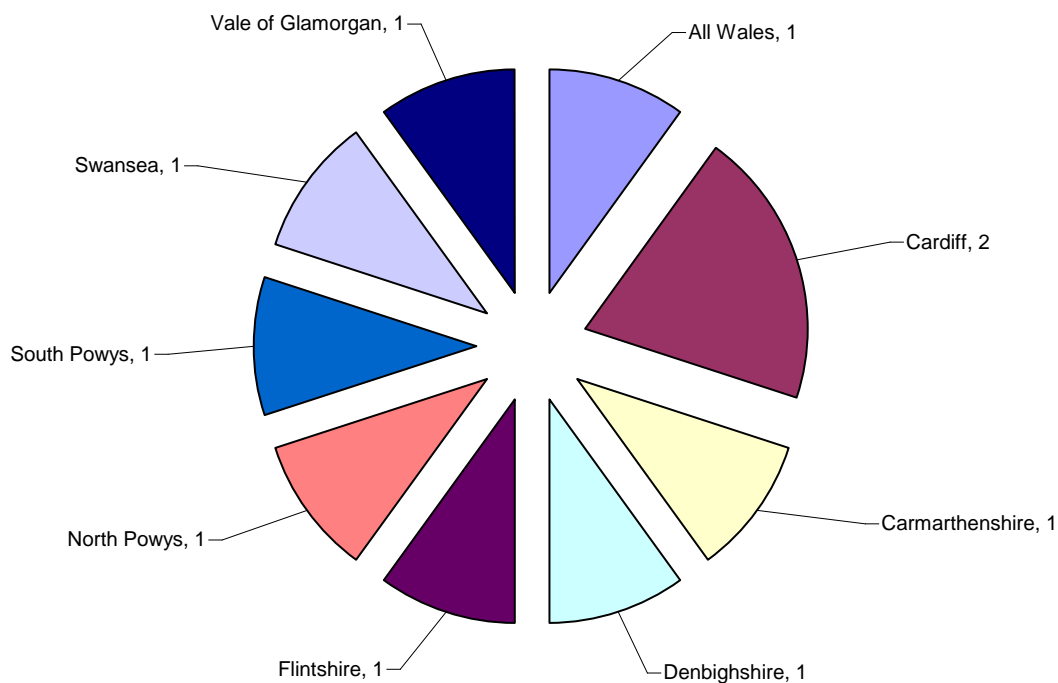
Membership 2009
Community Based Performing Societies
Analysis by Local Authority



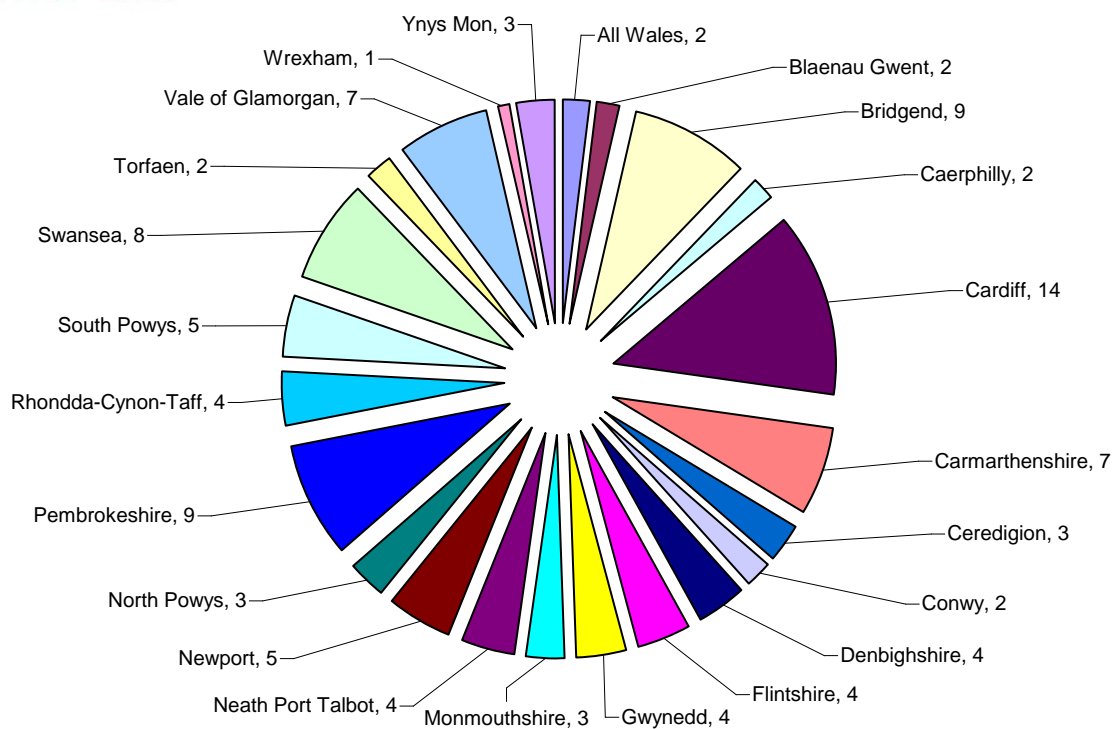
Membership 2009
Analysis by Society



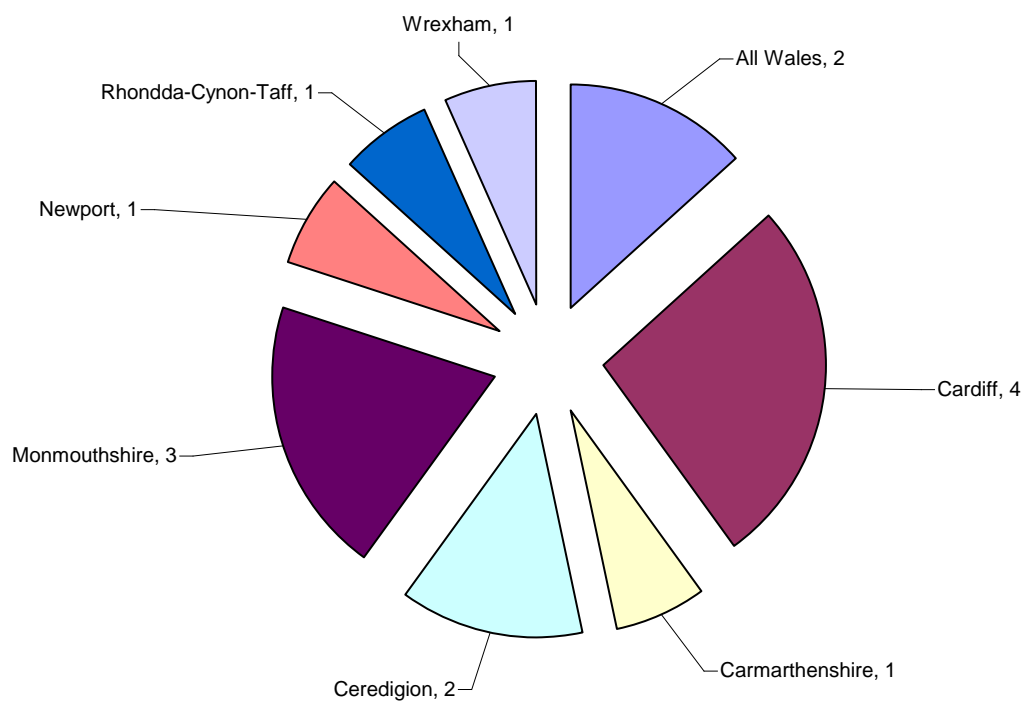
Membership 2009
Analysis by Society in each Local Authority
Wind Bands



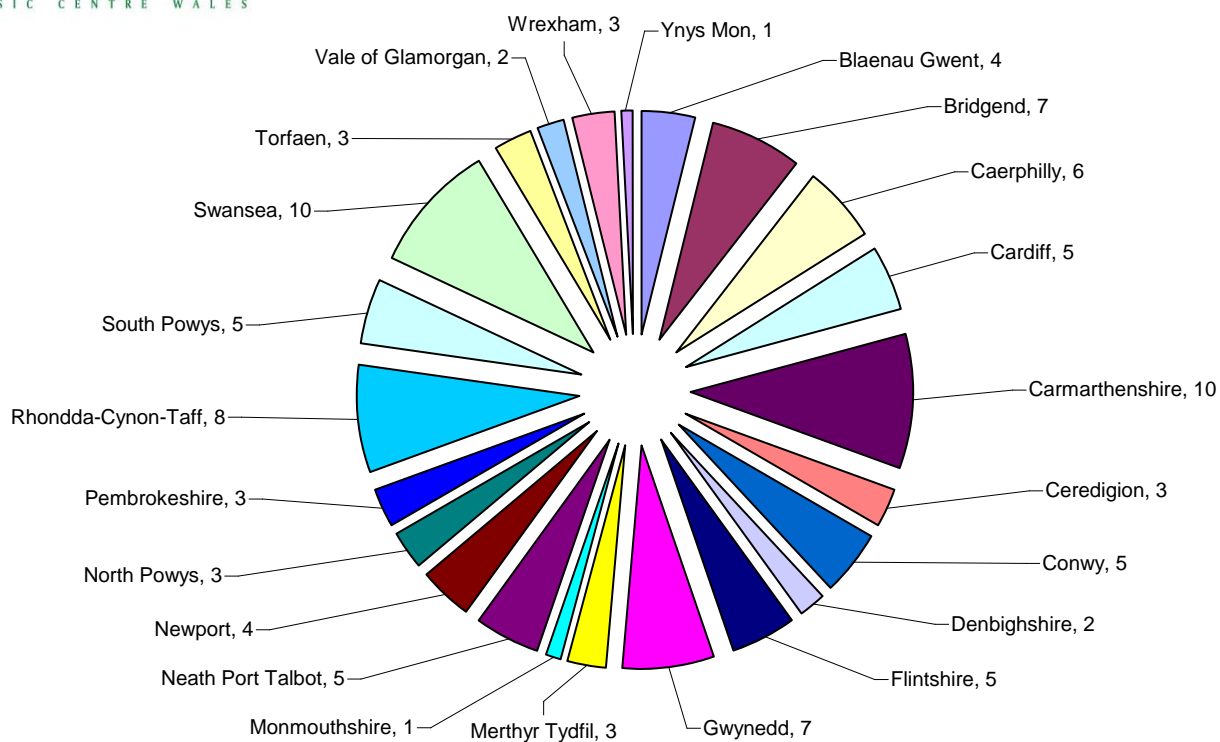
Membership 2009
Analysis by Society in each Local Authority
Mixed Choirs (SATB)



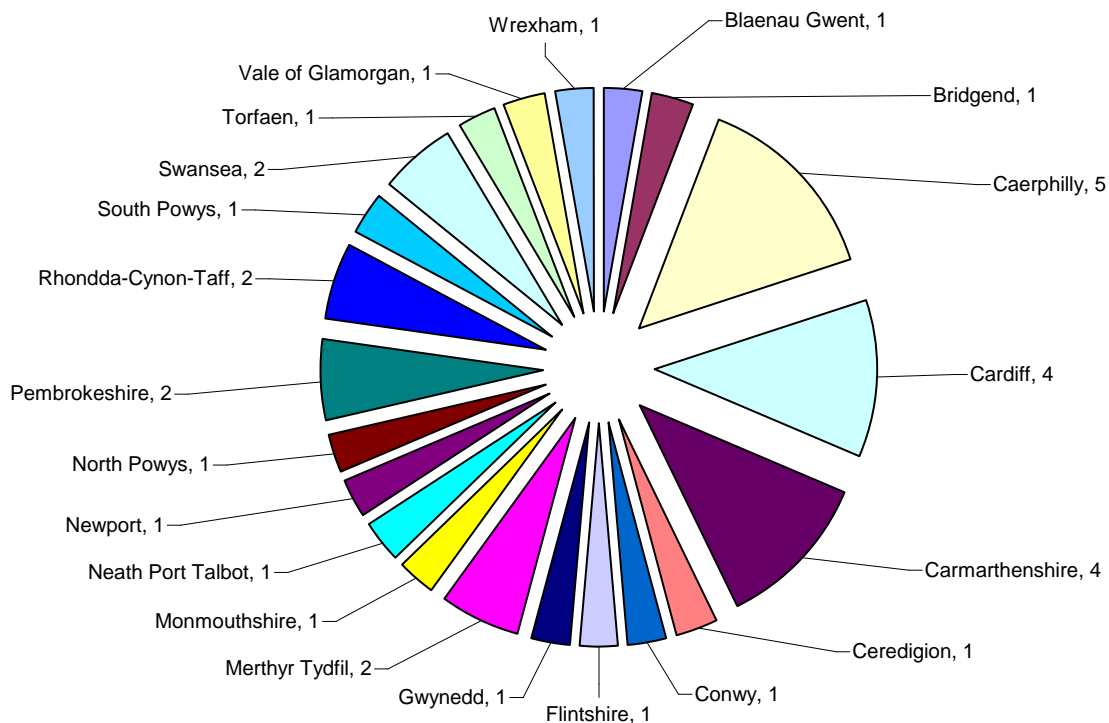
Membership 2009
Analysis by Society in each Local Authority
Orchestras



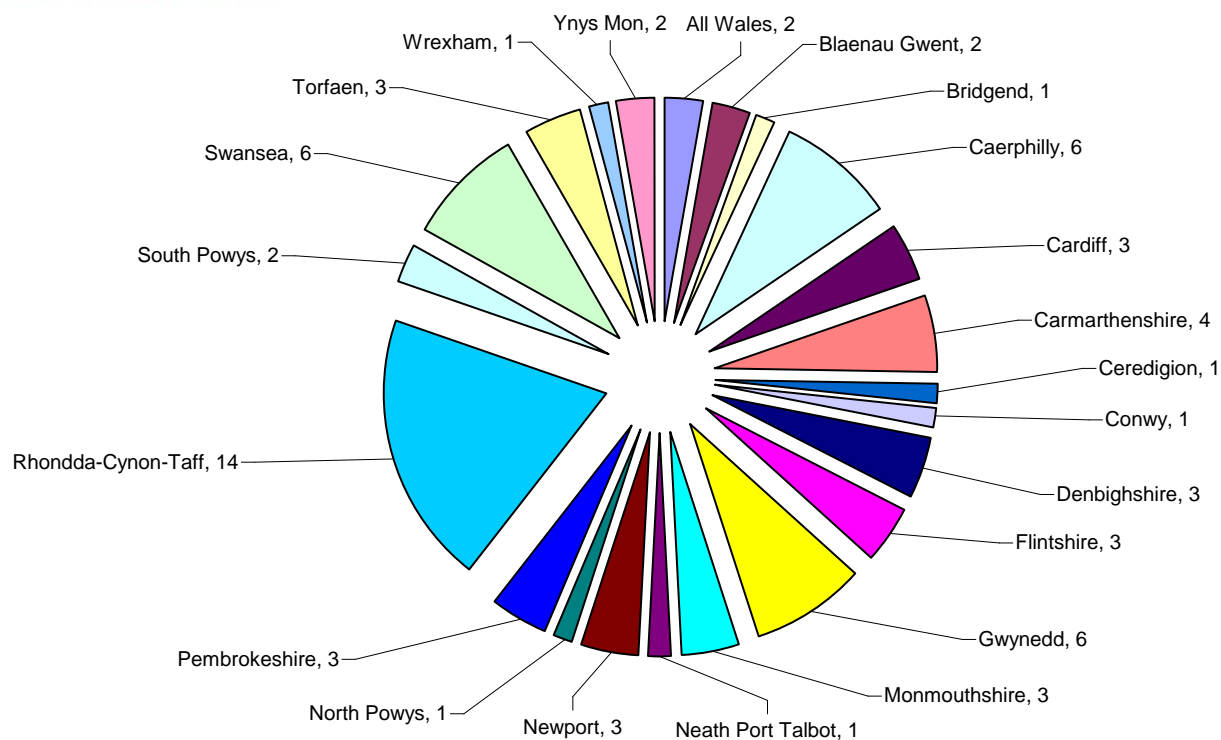
Membership 2009
Analysis by Society in each Local Authority
Male Choirs



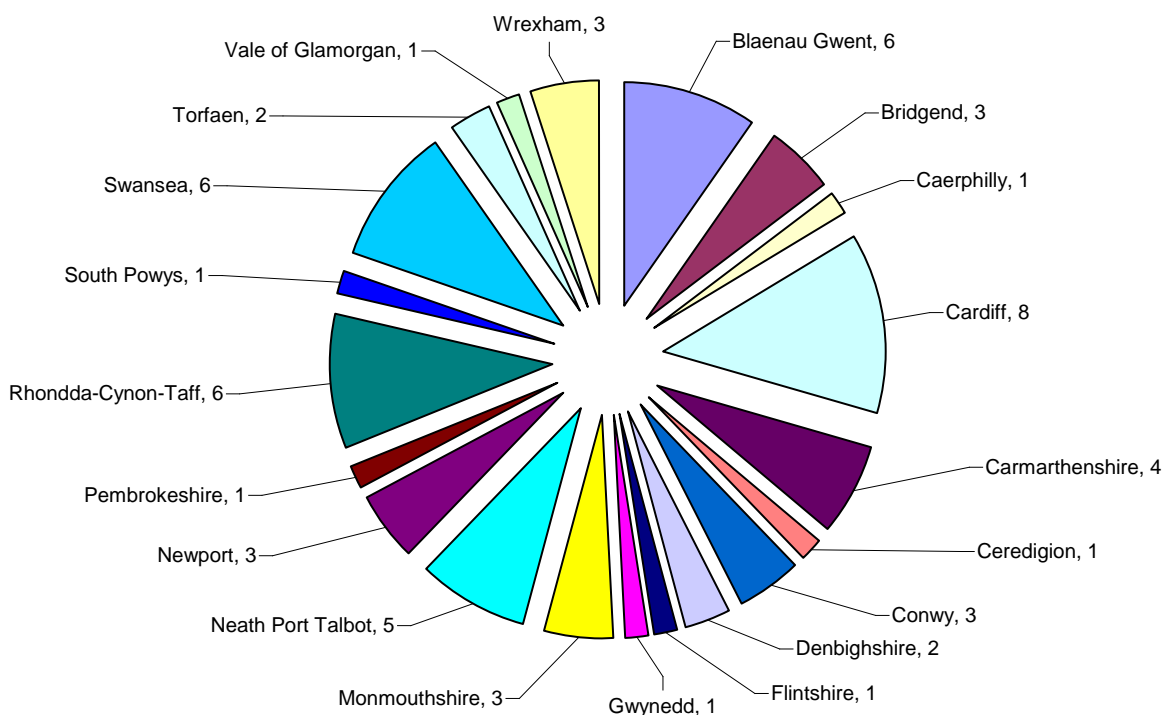
Membership 2009
Analysis by Society in each Local Authority
Ladies Choirs



Membership 2009
Analysis by Society in each Local Authority
Brass Bands



Membership 2009
Analysis by Society in each Local Authority
Musical Theatre Societies



Membership 2009
Analysis by Society in each Local Authority
Folk, Instrumental Ensembles and Childrens' Choirs

